

No. PDMA (SINDH)/(SITREP)/2022/1823

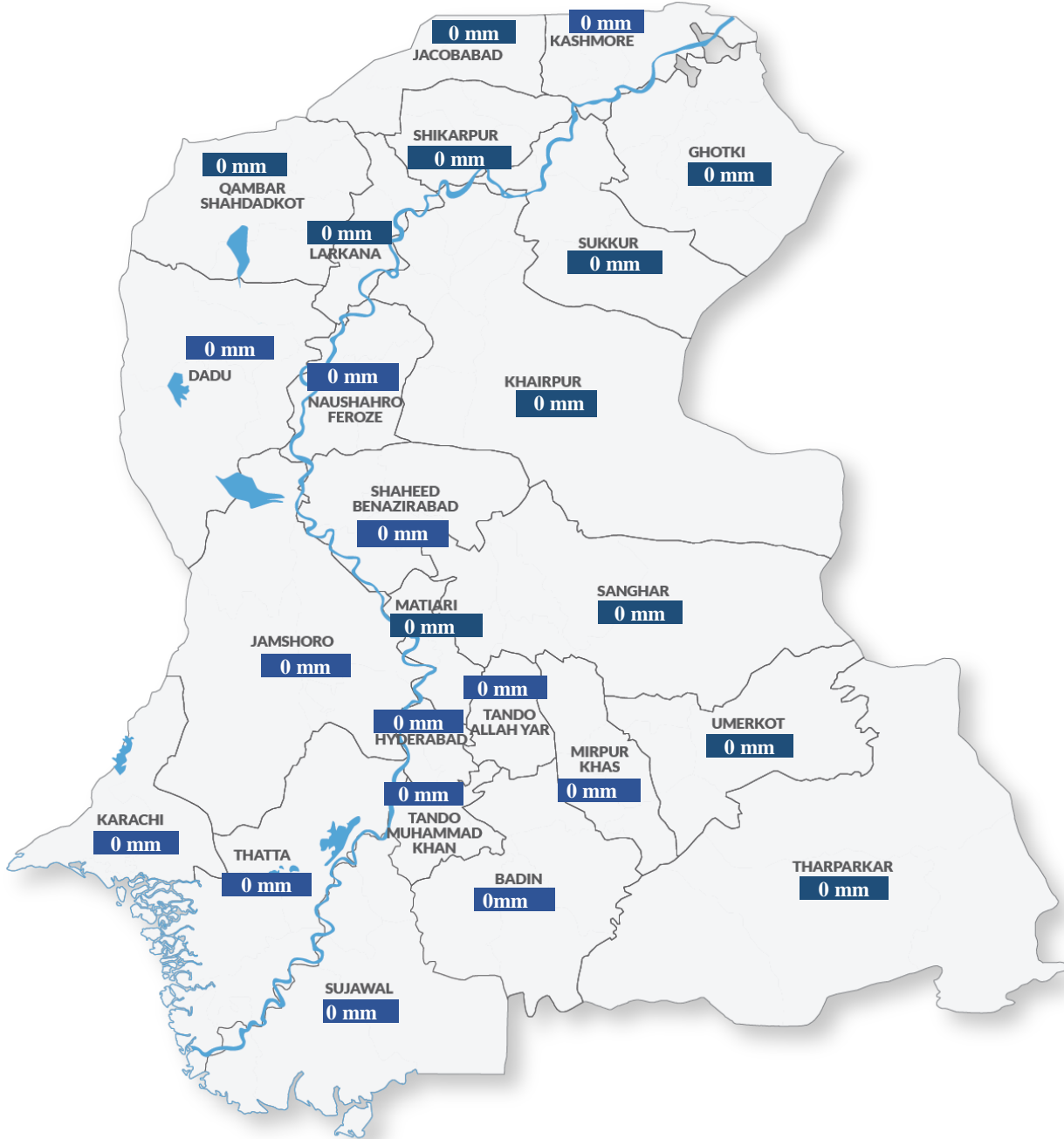
November 27, 2022

Period Covered: 22:00 hrs. 20-06-2022 to 26-11-2022 22:00 hrs.

DAILY SITUATION REPORT

Weather Situation Overview

Rainfall in Average (last 24 hrs.)



Source: CM Portal

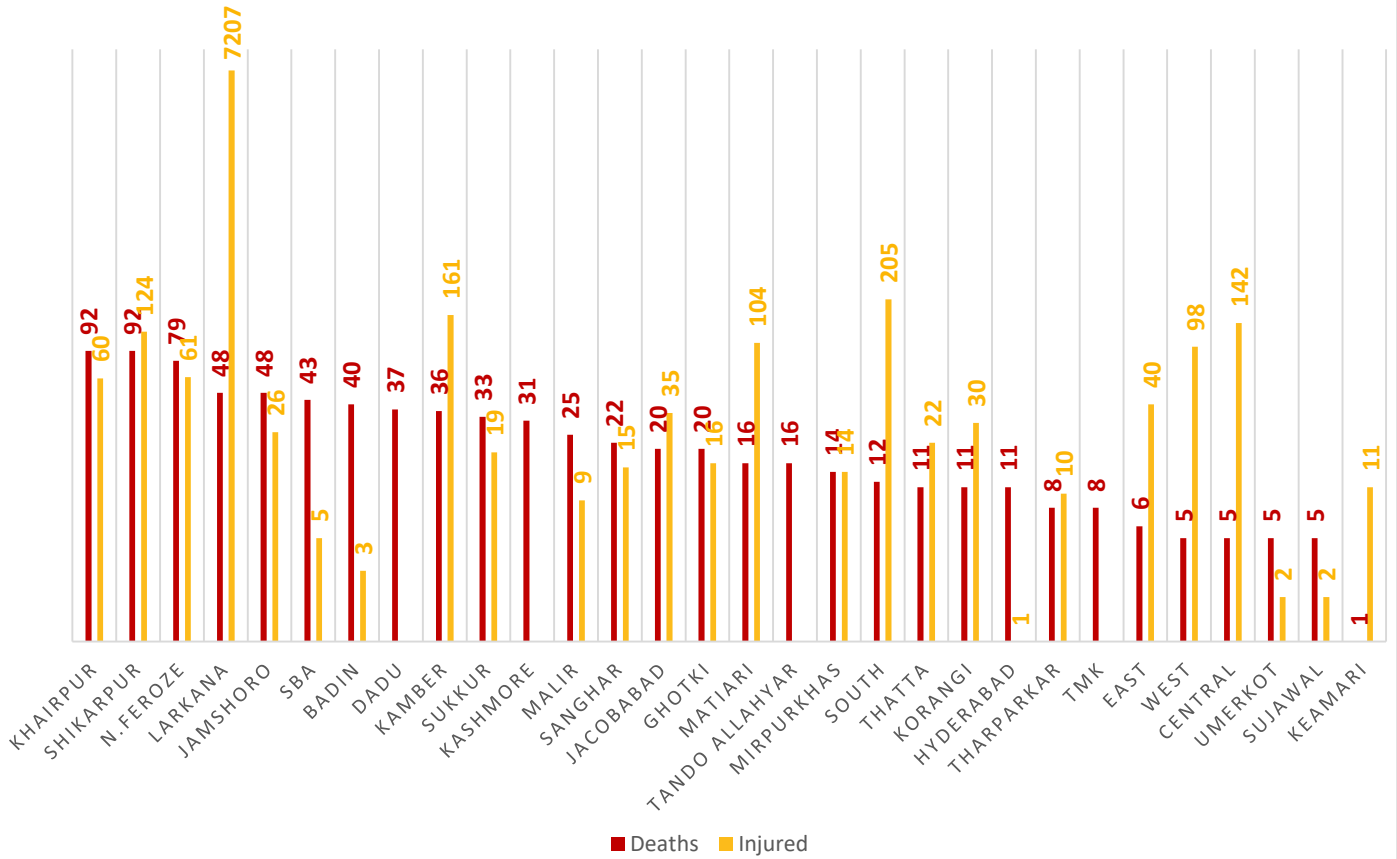
Weather Forecast

- Nothing to Report (NTR)



Summary of Losses

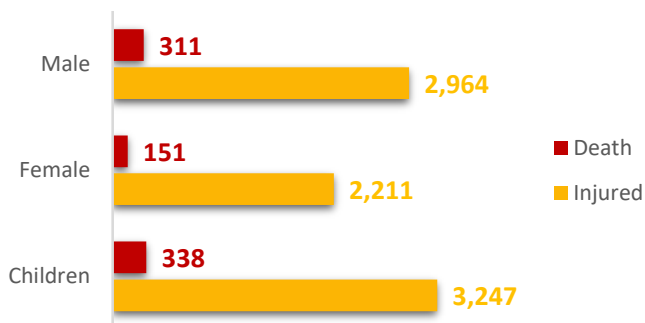
DISTRICT-WISE DEATHS & INJURED



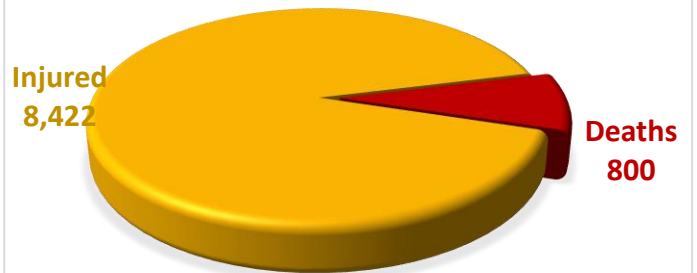
Death Data Source: Concerned Deputy Commissioners.

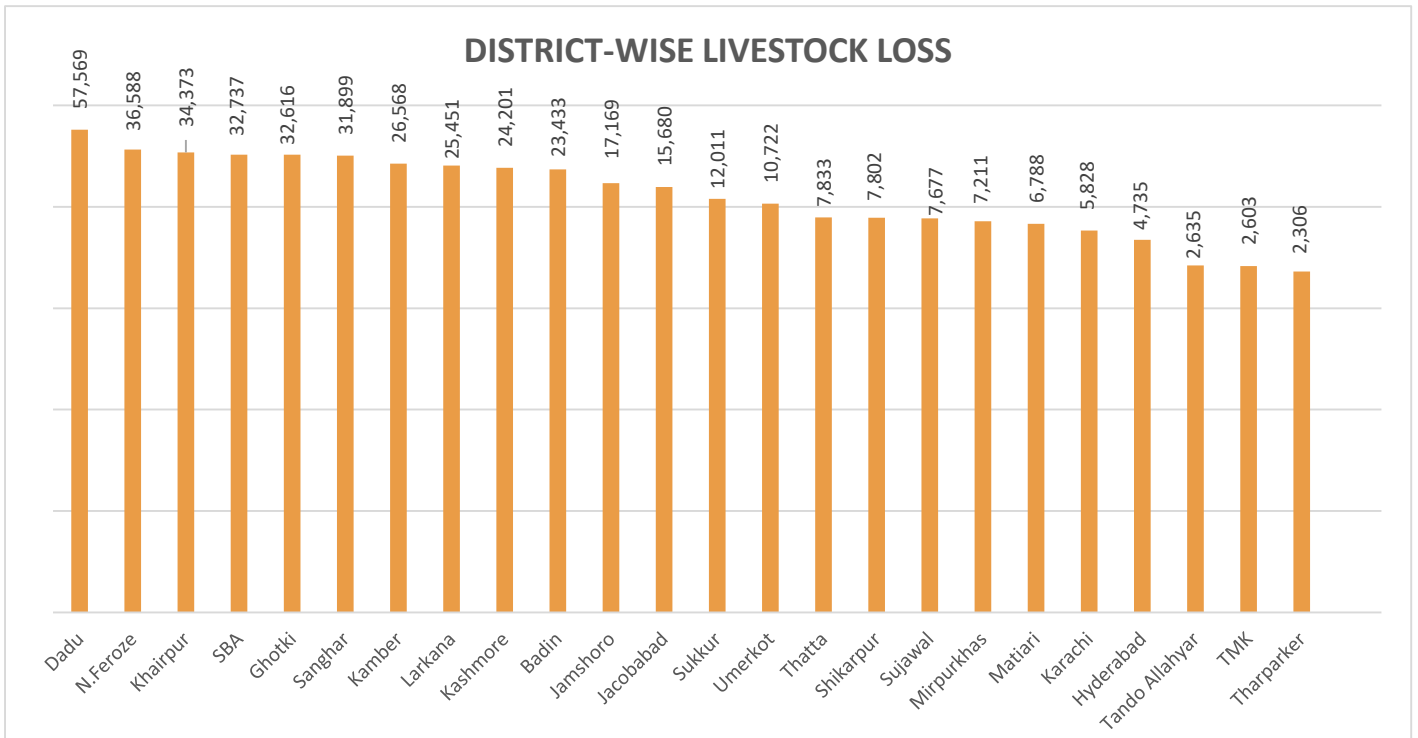
Injury Data Source: Directorate General Health Services, Hyderabad.

GENDER-WISE DISTRIBUTION



SUMMARY

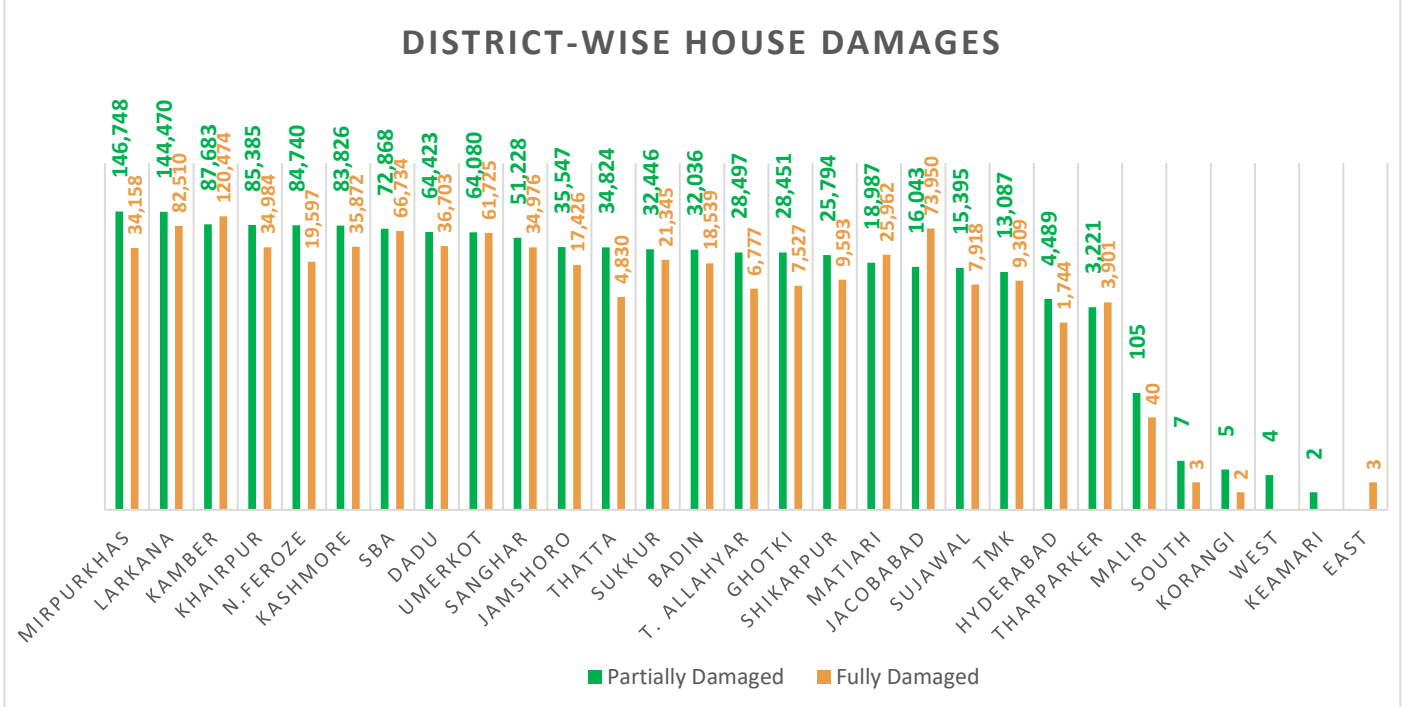




Total Livestock Perished: 436,435

Livestock Data Source: DG Livestock Sindh.

Summary of Infrastructure & Private Property Damage

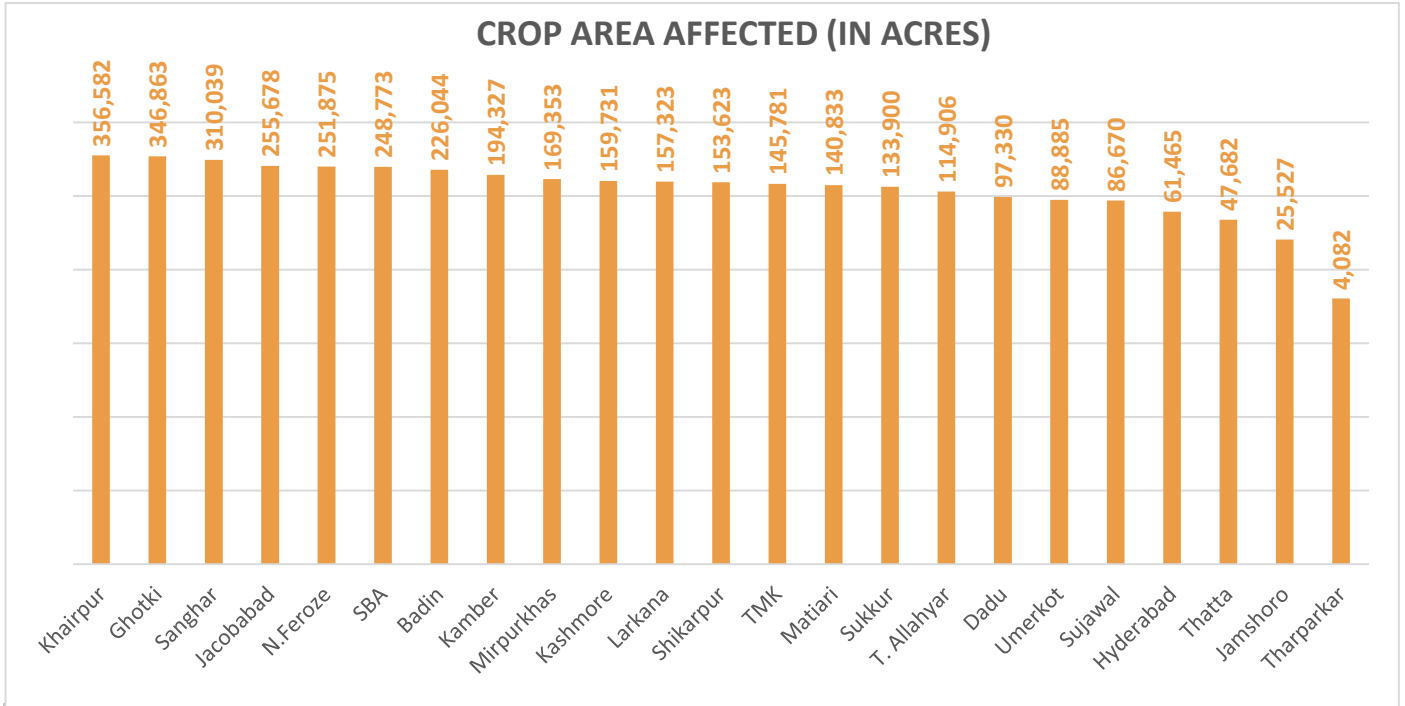


Partially Damaged – 1,174,391

Fully Damaged – 736,602

Grand Total – 1,910,993

Source: Concerned Deputy Commissioners.



Total Crop Area Damaged: 3,777,272

Source: Relief Department Sindh

Division	District	No. of UC's Affected	No. of Roads	Road (km)	Bridge	Culverts	Causeways (Rft)	Shop	Hotel	Masjid
Karachi	East	-	1	8	2	-	750	-	-	-
	West	-						-	-	
	South	18						1	-	
	Central	-						3	-	
	Malir	14						7	-	
	Korangi	2						-	-	
	Keamari	32						-	-	
Sub Total		66	1	8	2	-	750	11	-	-
Hyderabad	Hyderabad	160	13	76	2	-	-	-	-	-
	Jamshoro	30	42	516	15	9	1,375	-	-	-
	Dadu	66	65	569	6	99	-	-	-	-
	Matiari	30	7	83	-	-	-	-	-	-
	Tando Allahyar	28	37	344	6	92	-	-	-	-
	TMK	28	7	118	0	6	-	-	-	-

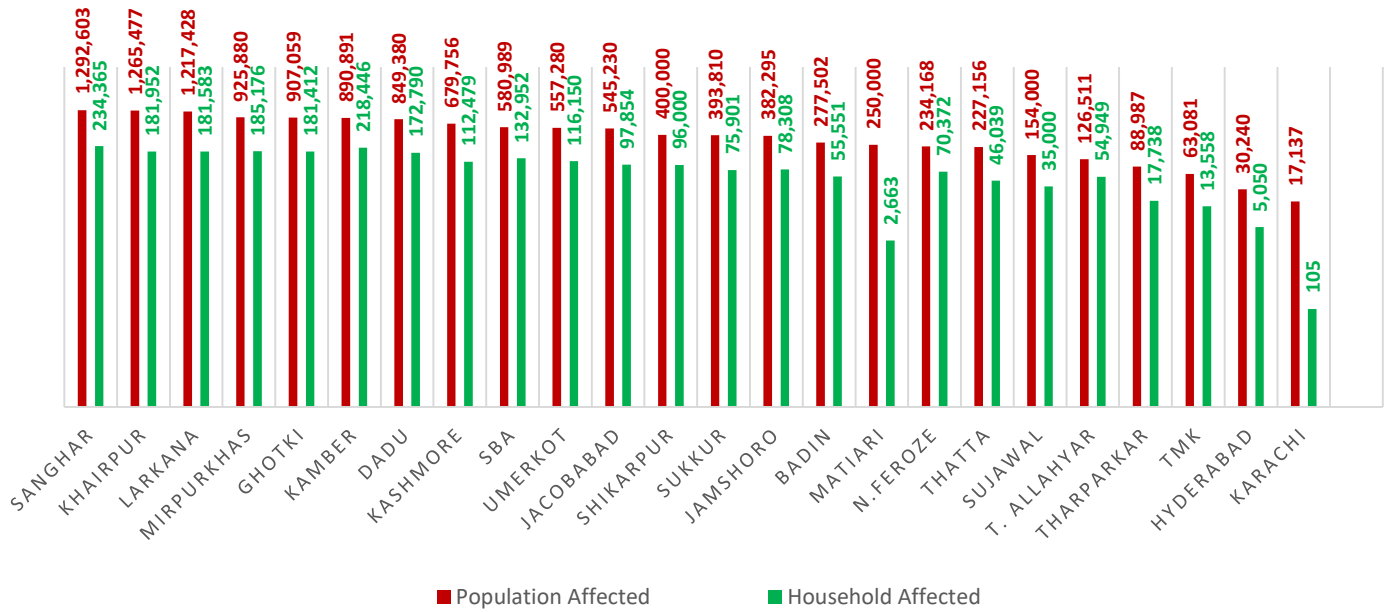
Division	District	No. of UC's Affected	No. of Roads	Road (km)	Bridge	Culverts	Causeways (Rft)	Shop	Hotel	Masjid
	Thatta	40	39	291	23	233	-	-	-	-
	Sujawal	37	30	426	57	272	-	-	-	-
	Badin	68	53	799	13	82	0	5	2	3
Sub Total		487	293	3,221	122	793	1,375	5	2	3
Sukkur	Sukkur	67	20	181	1	25	-	11	-	-
	Khairpur	88	110	622	2	83	-	13	-	3
	Ghotki	66	24	252	-	-	-	-	-	-
Sub Total		221	154	1,055	3	108	-	24	-	3
SBA	SBA	60	58	942	15	45	-	-	-	-
	N.Feroze	68	60	727	2	124	-	-	-	-
	Sanghar	73	52	296	10	119	-	-	-	-
Sub Total		201	170	1,965	27	288	-	-	-	-
Larkana	Larkana	68	24	192	1	54	-	-	-	-
	Kamber-Shahdadkot	52	51	173	3	158	-	-	-	-
	Shikarpur	55	23	258	-	38	-	-	-	-
	Jacobabad	44	66	166	-	65	-	-	-	-
	Kashmore	41	24	289	1	14	-	-	-	-
Sub Total		260	188	1,078	5	329	-	-	-	-
Mirpurkhas	Mirpurkhas	50	15	207	6	82	-	-	-	-
	Umerkot	42	21	332	-	69	-	-	-	-
	Tharparker	3	18	597	-	80	-	-	-	-
Sub Total		95	54	1,136	6	231	-	-	-	-
Grand Total		1,330	860	8,463	165	1,749	2,125	40	2	6

Source of UCs Affected: Relief Department Sindh

Source of Infrastructure Damage: Works & Services Department Sindh

Note: - Works & Services Department has reported that 2,548 Government buildings have been damaged.

POPULATION AFFECTED

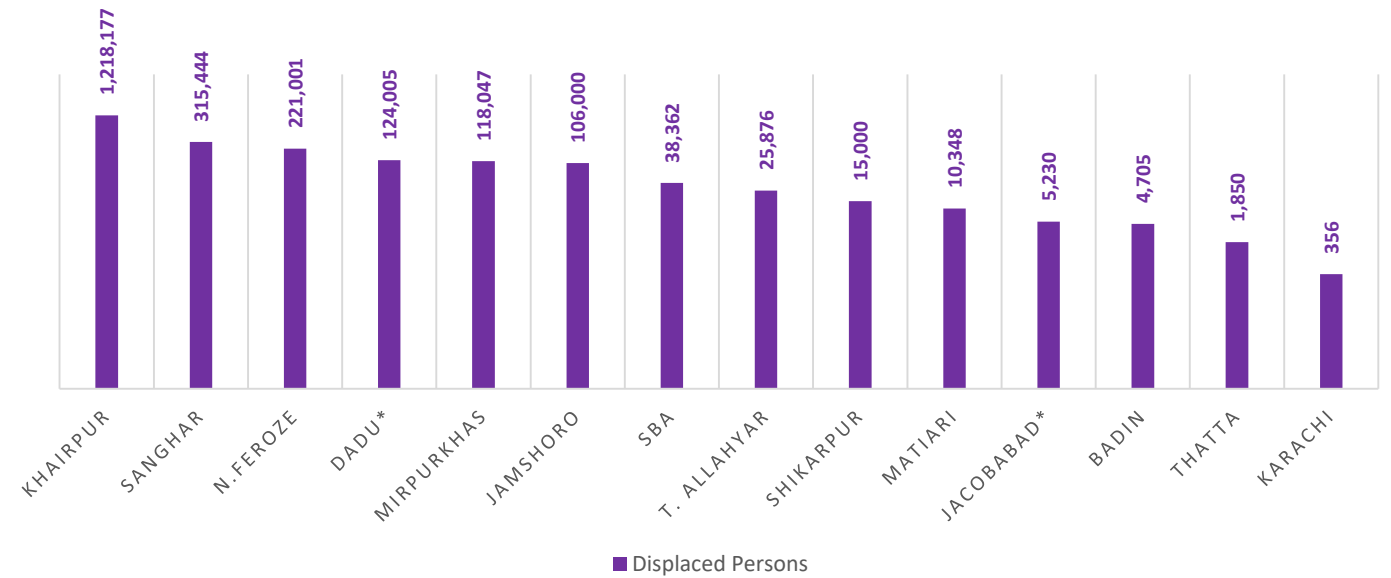


Total Population Affected: 12,356,860

Total Households Affected: 2,366,393

Source: Concerned Deputy Commissioners.

POPULATION DISPLACED



Total Number of Person Displaced: 2,204,401

Source: Concerned Deputy Commissioners.

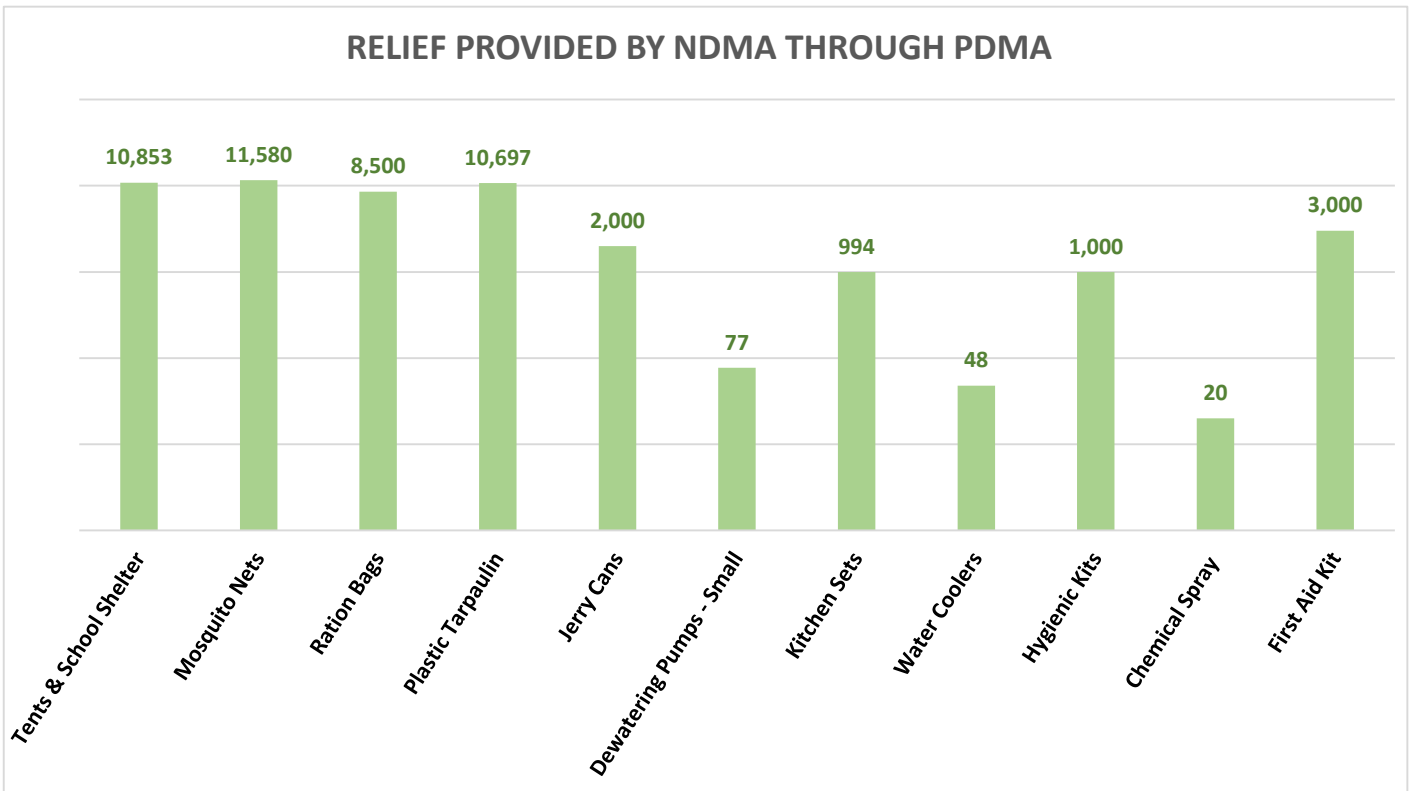
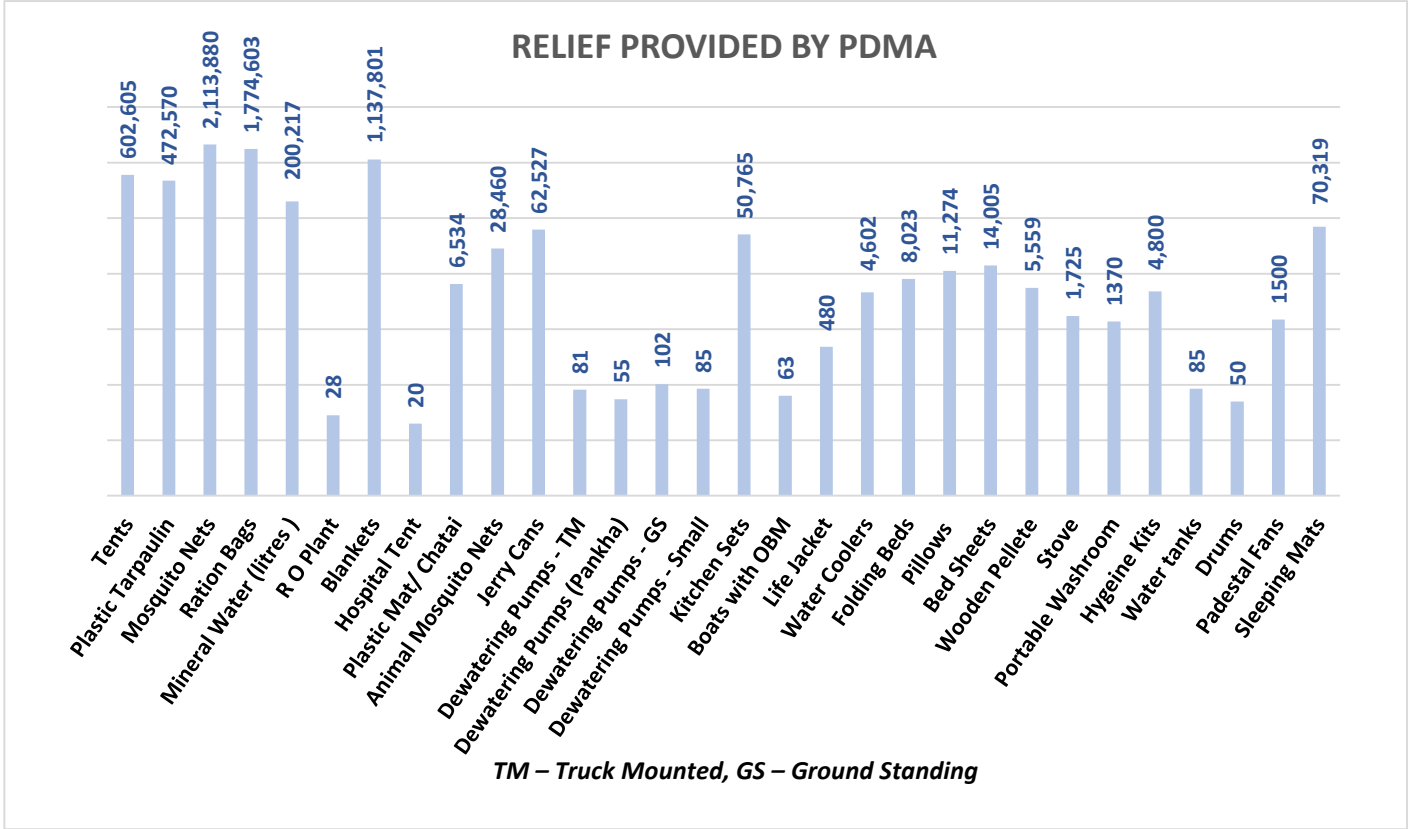
- Note:** - Deputy Commissioner Dadu has reported that the number of Displaced Population is decreased from 169,620 to 124,005.
 - Deputy Commissioner Jacobabad has reported that the number of Displaced Population is decreased from 256,584 to 5,230.
 - Deputy Commissioner Kamber-Shahdadkot has reported that the number of Displaced Population may be treated as NIL.

Relief Camps Established by DDMAs / Deputy Commissioners

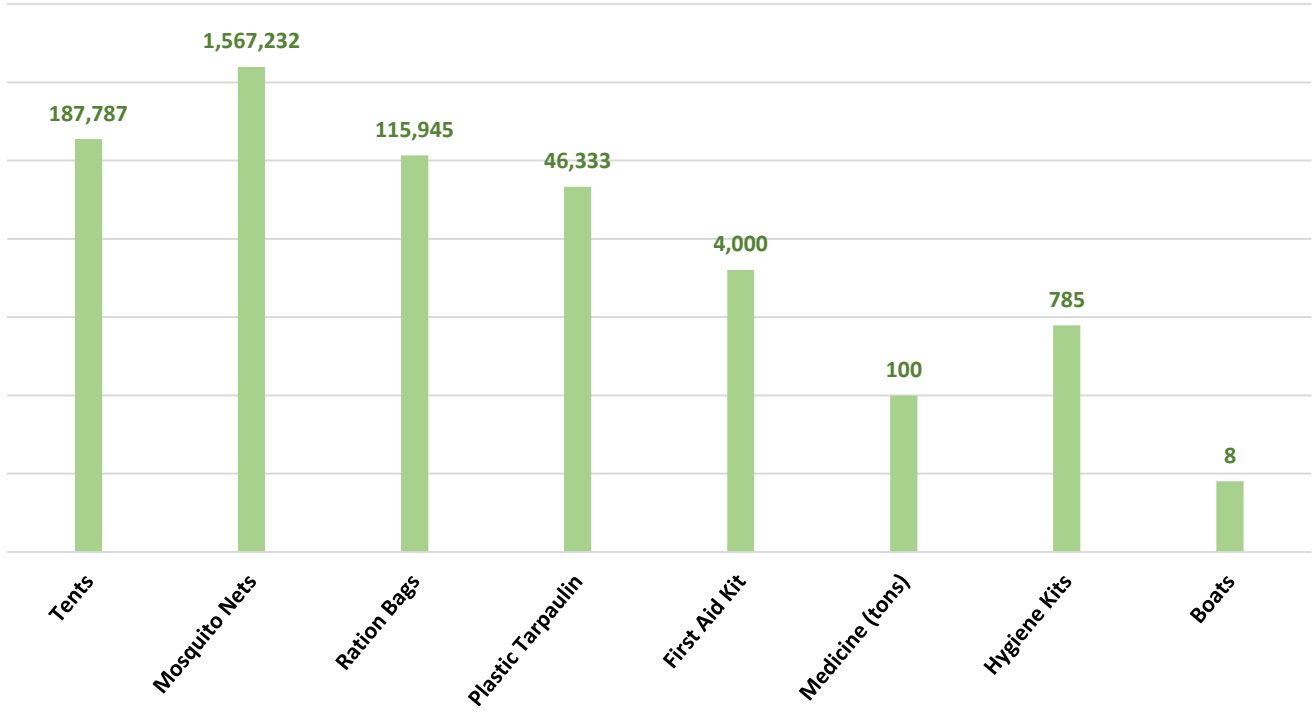
Division	District	Relief Camps Established	Persons in Relief Camps (Last 24hrs)			
			M	F	C	T
Karachi	East	-	-	-	-	-
	West	-	-	-	-	-
	Korangi	-	-	-	-	-
	Malir	-	-	-	-	-
	Central	-	-	-	-	-
	Keamari	-	-	-	-	-
Sub Total		-	-	-	-	-
Hyderabad	Hyderabad	-	-	-	-	-
	Jamshoro	-	-	-	-	-
	Dadu*	8	-	-	-	1,818
	Matiali	1	-	-	-	315
	Tando Allahyar	-	-	-	-	-
	Tando M. Khan	-	-	-	-	-
	Thatta	-	-	-	-	-
	Sujawal	-	-	-	-	-
Badin	-	-	-	-	-	
Sub Total		9	-	-	-	2,133
Sukkur	Sukkur	-	-	-	-	-
	Khairpur	-	-	-	-	-
	Ghotki	-	-	-	-	-
Sub Total		-	-	-	-	-
SBA	SBA	-	-	-	-	-
	N.Feroze	73	4,129	3,827	5,617	13,573
	Sanghar	-	-	-	-	-
Sub Total		73	4,129	3,827	5,617	13,573
Larkana	Larkana	-	-	-	-	-
	Kamber-Shahdadkot	-	-	-	-	-
	Shikarpur	-	-	-	-	-
	Jacobabad	-	-	-	-	-
	Kashmore	-	-	-	-	-
Sub Total		-	-	-	-	-
Mirpurkhas	Mirpurkhas	-	-	-	-	-
	Umerkot	-	-	-	-	-
Sub Total		-	-	-	-	-
Grand Total		82	4,129	3,827	5,617	15,706

Source: Concerned Deputy Commissioners of Sindh.

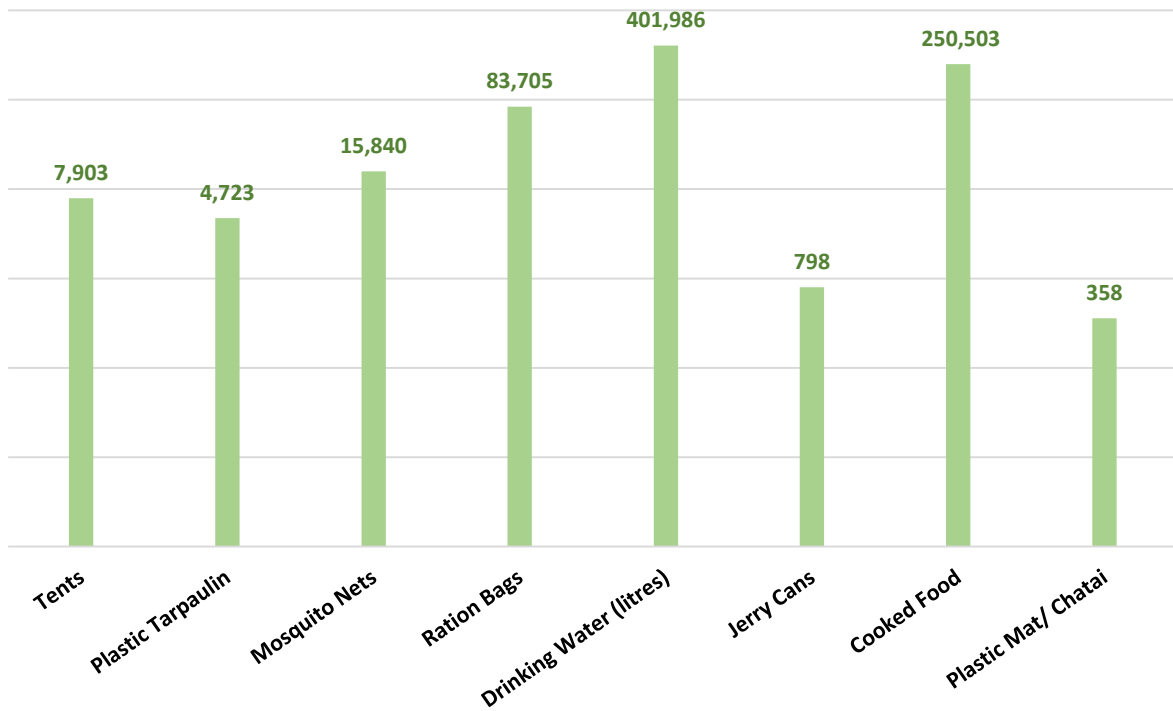
Note: - Deputy Commissioner Dadu has reported that the number of Relief Camps Established has been decreased from 10 to 8.



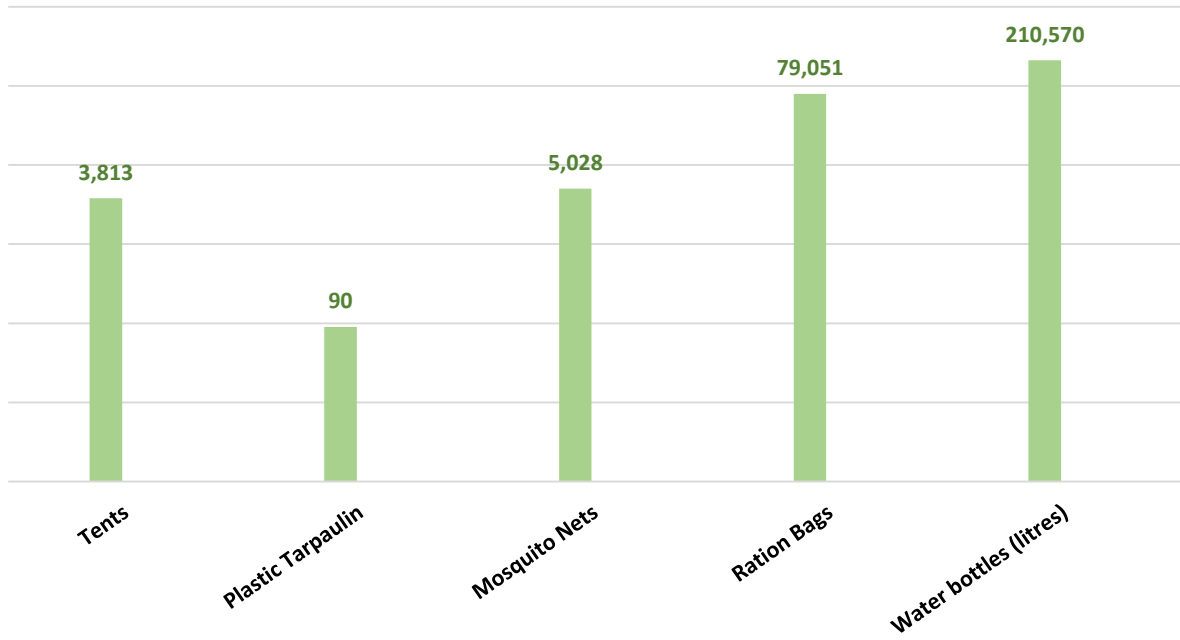
RELIEF PROVIDED BY NDMA THROUGH ARMY



RELIEF PROVIDED BY PAK NAVY



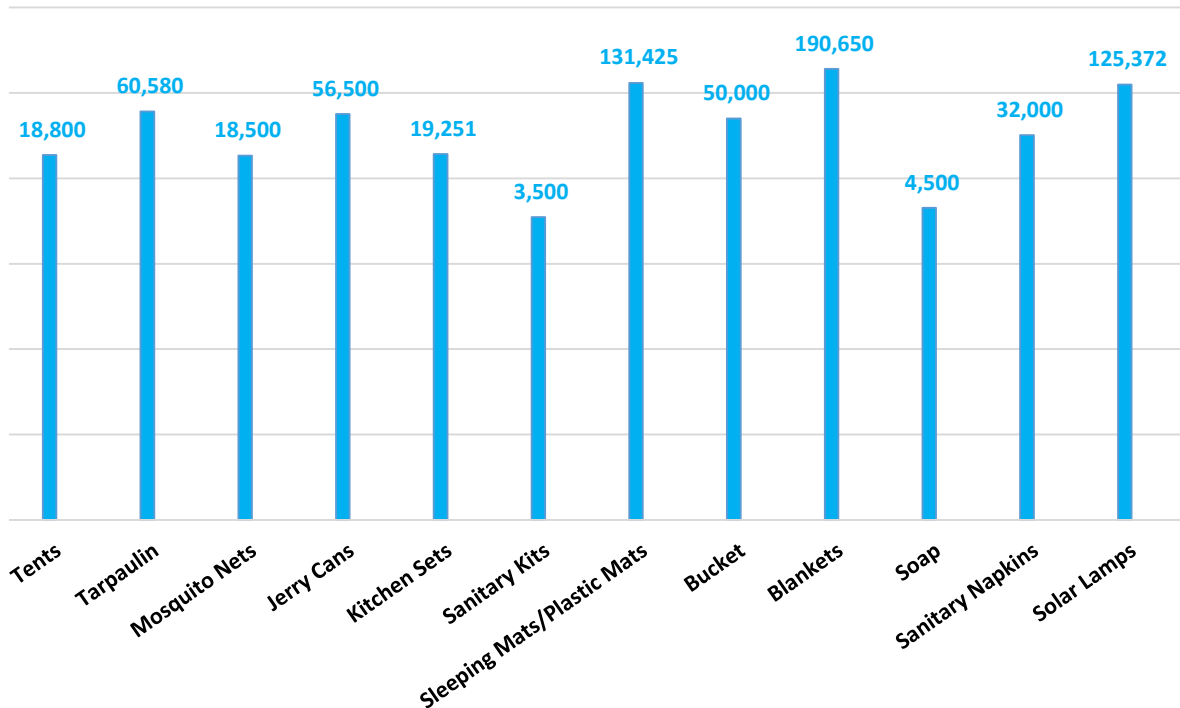
RELIEF PROVIDED BY PAK AIRFORCE



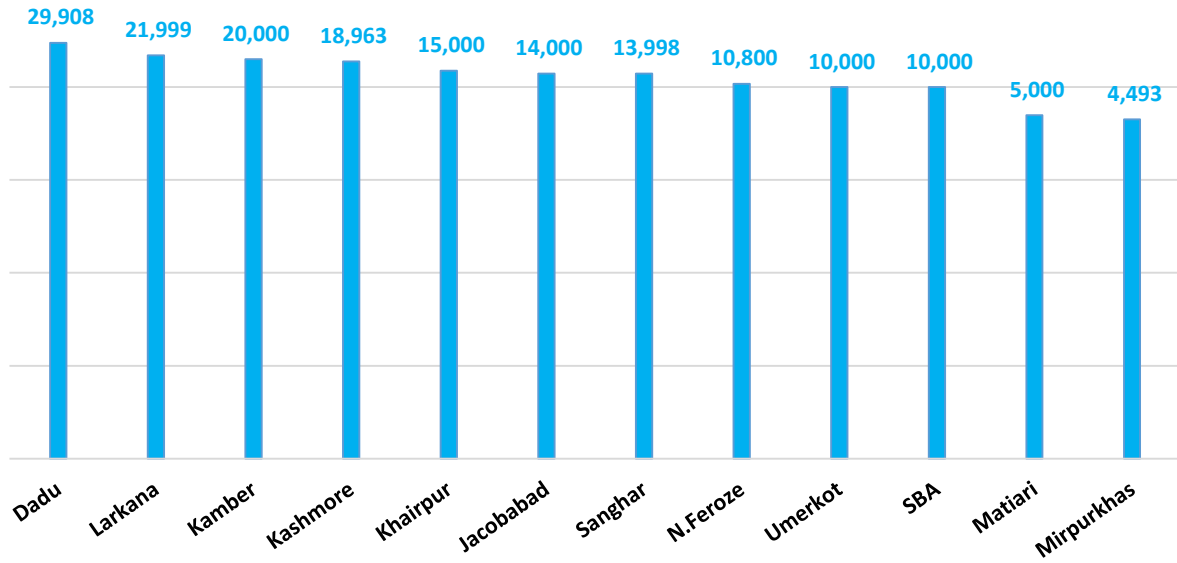
Others:

Organization	Relief
FGRF(INGO)	Cooked Food (Daigs) : 1058

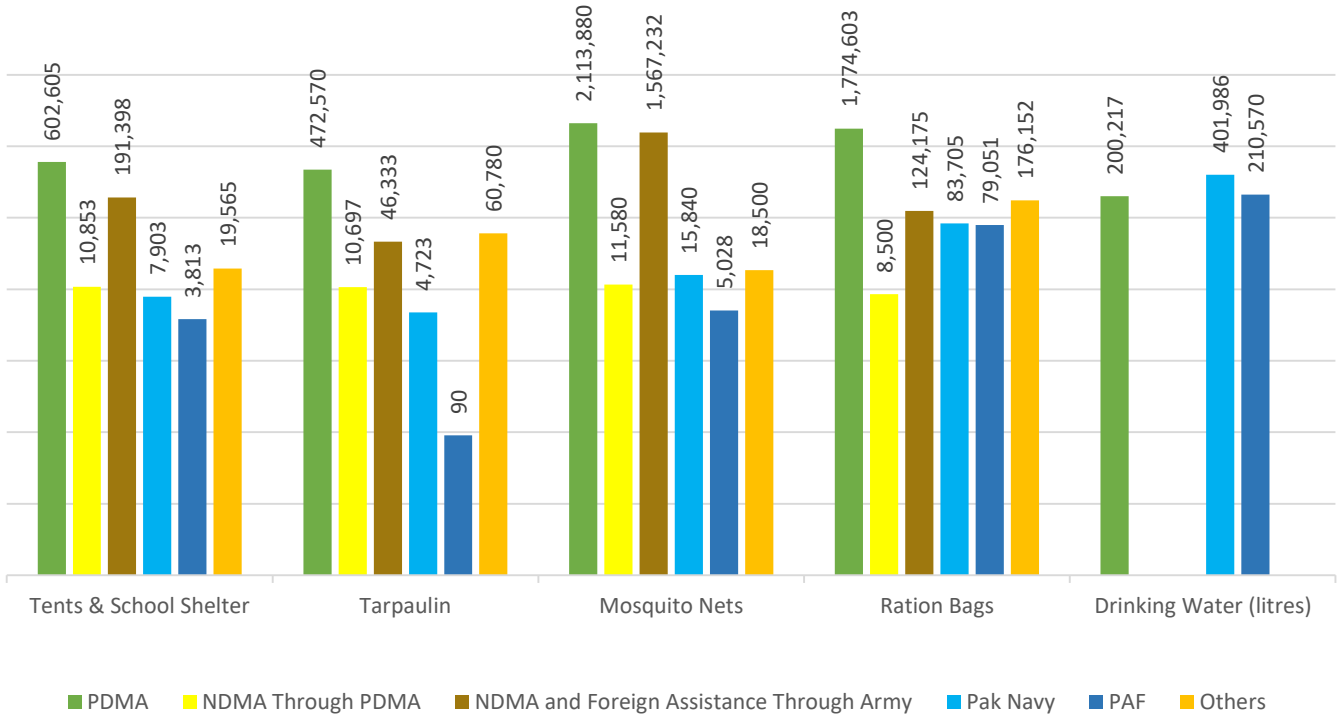
RELIEF PROVIDED BY UNHCR

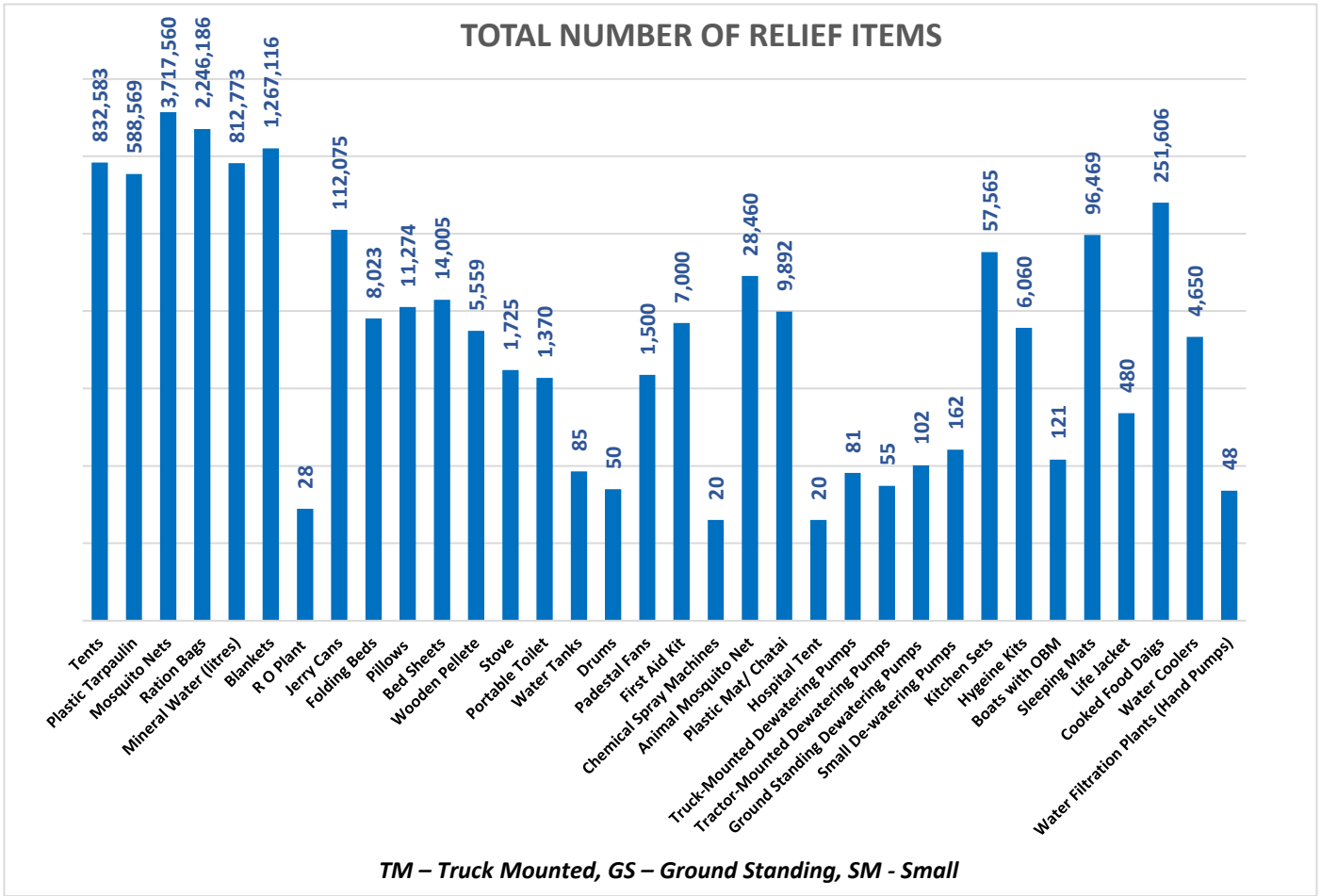


RATION BAGS PROVIDED BY UN-WFP



Combined Relief Provided





Last 24 Hours (Already Included in Total):

Districts	Tents	Blankets	Ration Bags
Kamber	5,000	5,000	-
Larkana	1,250	-	-
Khairpur	-	-	2,500
Total	6,250	5,000	2,500

Sd/-
(KAZIM RAZA TALPUR)
**INCHARGE PEOC
PDMA SINDH**